



DISEGNO TECNICO | TECHNICAL DRAWING




# serie xilo 350

COMPLEMENTO RISCALDANTE  
ELECTRIC HEATERS

xilo horizontal



xilo vertical



Disponibile con barra  
portasciugamani.  
Available with  
towel holder.

POTENZA POWER	PESO WEIGHT
350WATT	12 KG.