
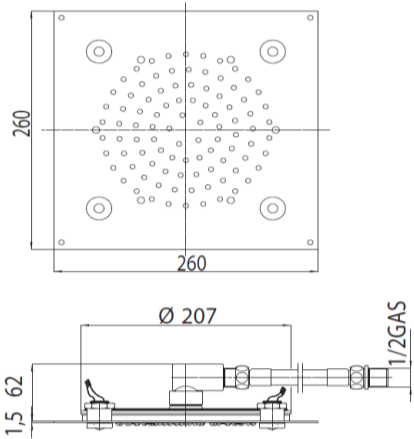
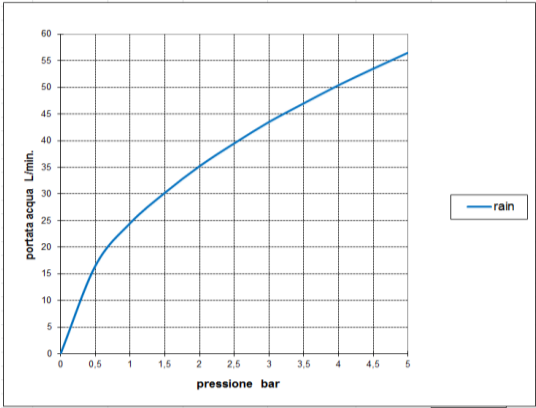


BOSSINI		SCHEDA TECNICA TECHNICAL SHEET		Date: 05/04/2017	Rev/0																								
Codice / Code: I01723		Descrizione / description: Soffione Cube-Flat con luci LED RGB, trasformatore a basso voltaggio, tastiera di controllo per Cromoterapia e flessibile di alimentazione acqua. Installazione a controsoffitto Cube-Flat Shower head with RGB LED Lights, low voltage transformer, control keyboard for Chromotherapy and flexible water connection. False																											
Foto / image		Disegni / drawings																											
																													
Grafico di portata / Flow rate diagram																													
<table border="1"> <thead> <tr> <th></th> <th>rain</th> </tr> </thead> <tbody> <tr><td>0</td><td>0</td></tr> <tr><td>0,5</td><td>16,5</td></tr> <tr><td>1</td><td>24,5</td></tr> <tr><td>1,5</td><td>30,2</td></tr> <tr><td>2</td><td>35,2</td></tr> <tr><td>2,5</td><td>39,5</td></tr> <tr><td>3</td><td>43,5</td></tr> <tr><td>3,5</td><td>47</td></tr> <tr><td>4</td><td>50,4</td></tr> <tr><td>4,5</td><td>53,5</td></tr> <tr><td>5</td><td>56,5</td></tr> </tbody> </table>			rain	0	0	0,5	16,5	1	24,5	1,5	30,2	2	35,2	2,5	39,5	3	43,5	3,5	47	4	50,4	4,5	53,5	5	56,5	<div style="border: 2px solid red; padding: 5px; text-align: center;"> <p>Portata minima consigliata per il corretto funzionamento MIN FLOW RATE: 9 L/min.</p> </div>			
	rain																												
0	0																												
0,5	16,5																												
1	24,5																												
1,5	30,2																												
2	35,2																												
2,5	39,5																												
3	43,5																												
3,5	47																												
4	50,4																												
4,5	53,5																												
5	56,5																												
MATERIALI / materials																													
Stainless steel, rubber, brass																													
CARATTERISTICHE IDRAULICHE / hydraulic features																													
	pressione pressure	portata flow rate	temperatura temperature	solo per miscelatori termostatici only for thermostatic mixers																									
min	1 bar	--	--	Blocco di sicurezza safety lock	/																								
max	5 bar	--	<70°C	Temperatura acqua fredda cold water temperature	/																								
consigliata recommended	2-3 bar	9 L/min	<42°C	Temperatura acqua calda hot water temperature	/																								
CERTIFICAZIONI / CERTIFICATIONS:																													
ACS (France), Watermark [AS/NZS 3662:2005] (AUS), WELS [AS/NZS 6400:2005] (AUS).																													
CONFORMITA' / CONFORMITY :																													
EN 1112; Chrome plating - EN 248.																													